

Artistic Immersion, Overwhelming Captivation

VM5E series



The impressive immersion generated by the narrow 0.9 mm even bezel becomes even more powerful with a state-of-the-art smart signage platform. Beyond the self-playing feature, the VM5E series is capable of multitasking that raises brand awareness, drives traffic to your store, and engages customers in brand storytelling, all while providing user convenience with a simplified and more intuitive user interface.



Drive Your Dream



Artistic Immersion, Overwhelming Captivation

VM5E series

Achieving Incredible Immersion

Seamless Large Screens with Narrow Bezel

The borderless design, with its 0.9 mm* even bezel verified by Nemko, minimizes bezel interference and delivers immersive and seamless content on assembled video wall screens.



* The 0.9mm even panel bezel and 1.8mm BtB size (borderless type, no metal bezel) have been verified by Nemko, a global institution that tests and certifies electrical equipment.

Image Gap Reduction

The VM5E series includes an image improvement algorithm that can reduce image gaps among tiled displays when playing back videos. Objects located on the bezel boundaries are adjusted for a seamless viewing experience.



* The "Conventional" refers to displays which do not include an image improvement algorithm.


Artistic Immersion, Overwhelming Captivation

VM5E series

Vivid and Dynamic Picture Quality

Higher Viewing Angle


Large screens are usually positioned higher than human-eye level, making uniform picture quality essential for video walls. The viewing angle of the VM5E series is high enough to display vivid colors throughout the screen with no distortion.



45° High Viewing Angle*

Wider Viewing Angle

It is well known that LG IPS panel technology provides better control of liquid crystals, which in turn allows the screen to be viewed at virtually any angle. With IPS, the VM5E series captivates the attention of more viewers with lifelike colors, regardless of their viewing position.



Wider Viewing Angle

* Results based on in-house testing. Actual test results may differ depending on environment and measuring equipment.


Artistic Immersion, Overwhelming Captivation

VM5E series

Powerful Smart Signage Platform

High Performance and Great Scalability

Thanks to its built-in SoC (System on Chip) and webOS smart signage platform, the VM5E series can execute several tasks at once while providing smooth content playback without the need for a media player. Because webOS supports HTML5 as a web-based platform and offers an SDK (Soft Development Kit) it is even easier for SIs to build and optimize their web apps.



Flexible Content Creation

Several different videos* can be played simultaneously via web apps, and various animation effects, such as scaling or rotating, are added to content using CSS (Cascading Style Sheets) transition effects. Real-time streaming** is also available, providing the flexibility to organize and diversify content free from capacity limits.



* The current 2 video tags may expand to 4 video tags in the 3Q of 2019.

** Supported protocols: RTSP, RTP, HLS, UDP Multicast

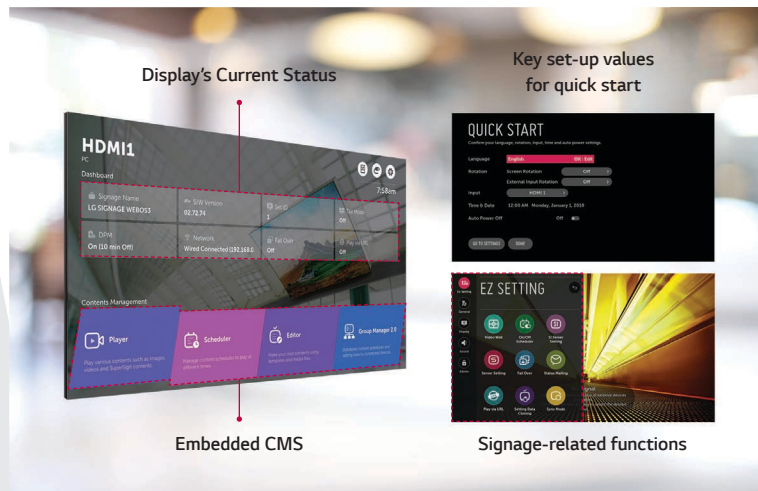
Artistic Immersion, Overwhelming Captivation

VM5E series

User-Friendly Smart Signage

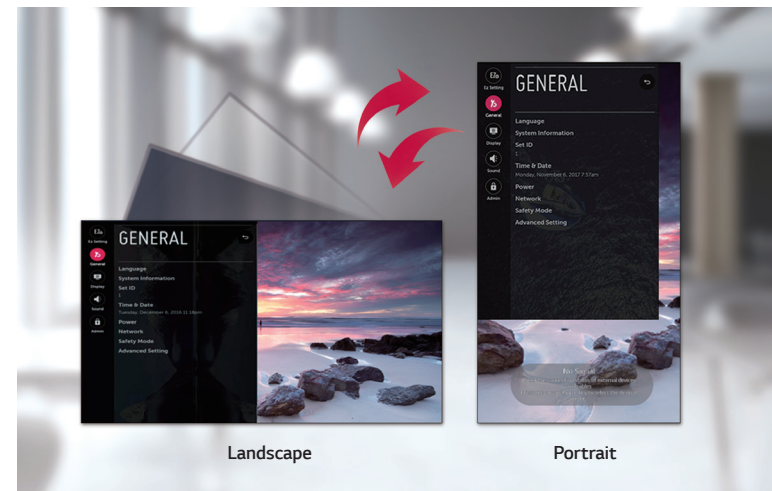
Intuitive Menu Structure

The menu structure has been optimized for commercial use. It simplifies approach flows and groups similar functions together, adopting a more intuitive user interface for ease of use. This way, users can avoid having to do trial-and-error when exploring desired functions and managing displays.



Dedicated User Interface for Portrait Orientation

The conventional GUI(Graphic User Interface) was designed based on landscape-oriented consumer TV usage, so OSD(On Screen Display) wasn't well-suited for screens in portrait mode. The OSD of the VM5E series, however, consists of a long range menu with bigger font sizes and a 9:16 ratio, creating a comfortable and efficient business environment.




Artistic Immersion, Overwhelming Captivation

VM5E series

User Convenience

Easy Color Adjustment

Depending on the content, the color temperature of the display can be easily adjusted in increments of 100K using a remote control.



Simple White Balance Adjustment

In conventional video walls, white balance was adjustable only in “full-white” mode, but the VM5E series allows you to modify each value of grey scale to achieve more detailed and precise white balance adjustment.




Artistic Immersion, Overwhelming Captivation

VM5E series

User Convenience

LAN Daisy Chain Management

A LAN daisy chain allows you to execute commands to control and monitor video walls and even update their firmwares at once.



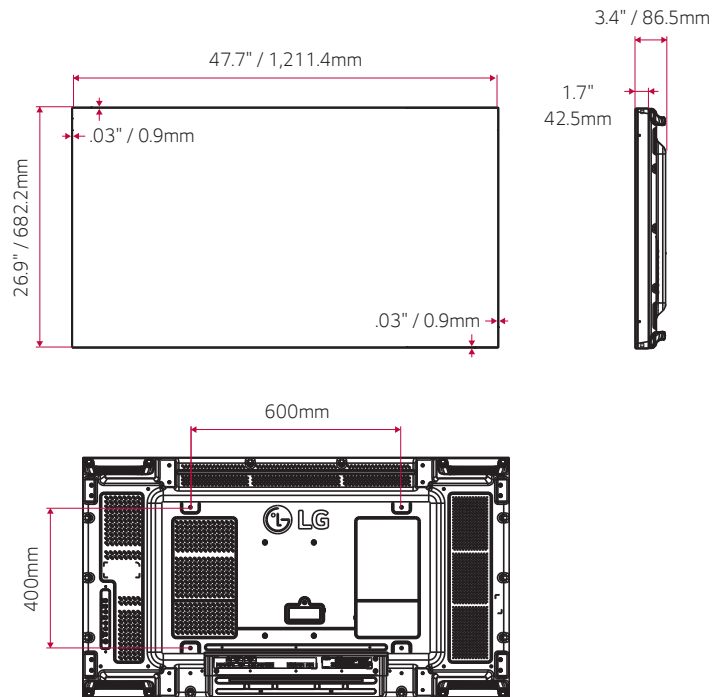
Real-Time Care Service

The maintenance gets easier and faster with an optional service Signage 365 Care*, a cloud service solution provided by LG service. It remotely manages status of displays in client workplaces for fault diagnosis and remote-control services, ensuring the stable operation of a client's business.

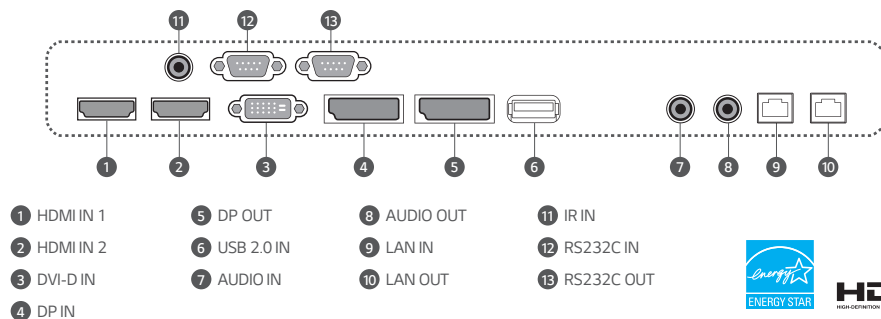


* The availability of "Signage 365 Care" service can differ by region, so please contact the LG sales representative in your region for further details.

Dimensions



Connectivity



Specifications

55VM5E

PANEL	Screen Size	55"
	Panel Technology	IPS
	Aspect Ratio	16:9
	Native Resolution	1,920 X 1,080 (FHD)
	Brightness (Typ.)	500 nits/v
	Contrast Ratio	1,200:1
	Dynamic CR	30,000:1
	Viewing Angle (H x V)	178 x 178
	Color Depth	1.07 Billion
	Response Time	8 ms (G to G)
	Surface Treatment	Haze 3%
	Life Time (Typ.)	60,000 Hrs
	Operation Hours	24 Hrs
	Orientation	Landscape & Portrait
CONNECTIVITY	Input	HDMI (2), DP, DVI-D, Audio, USB 2.0
	Output	DP Audio
	External Control	RS232C In/out, RJ45 (LAN) In/out, IR In
	Bezel Color	Black
MECHANICAL SPECIFICATION	Bezel Width	0.9 mm (Even), B to B 1.8 mm
	Monitor Dimension (W x H x D)	47.4" x 26.9" x 3.4"
		1,211.4 x 682.2 x 86.5 mm
	Weight (Head)	41 lbs / 18.6 kg
	Carton Dimensions (W x H x D)	53.3" x 33.7" x 10.4"
		1,353 x 855 x 263 mm
	Packed Weight	55.8 lbs / 25.3 kg
KEY FEATURE	Handle	Yes
	VESA™ Standard Mount Interface	600 x 400
ENVIRONMENT CONDITIONS	Operation Temperature	32°F to 104°F / 0°C to 40°C
	Operation Humidity	10% to 80%
POWER	Power Supply	100-240V~, 50/60Hz
	Power Type	Built-In Power
	Power Consumption Typ.	150 W
	Power Consumption Max.	180 W
CERTIFICATION	Safety	IEC 60950-1 / EN 60950-1 / UL 60950-1
	EMC	FCC Class "A" / CE / KC
	ErP / Energy Star	NA / Yes (Energy Star 7.0)
MEDIA PLAYER COMPATIBILITY	OPS Type Compatible	Yes (Piggyback)
SOFTWARE COMPATIBILITY	External Media Player Attachable	Yes (MP500/MP700/WP320)
COMPATIBILITY	Content Management Software	SuperSign CMS
	Control and Monitoring Software	SuperSign Control/Control+
ACCESSORIES	Basic	Remote Controller, Power Cord, RS232C Cable, LAN Cable, DP Cable, IR Receiver, Guide Bracket, Screws, Manual
	Optional	Wall Mount (Landscape: WM-L640V, Portrait: WM-P640V)
OTHER	Warranty	3 Year Limited
	UPC	7 19192 63072 7

1) B to B: Panel bezel to panel bezel
2) Compatibility may differ by equipment.